


# CHEVY EL CAMINO



'77 CHEVY TRUCKS. BUILT TO STAY TOUGH.

# EL CAMINO.




# WHAT YOU LOOK FOR IN A CAR.



## El Camino Classic.

A new formal grille combines with the Classic's rectangular headlamps to give it a look of elegance that truly sets it apart. Bright body moldings enhance the look. El Camino Conquista, shown on front and back covers, has special two-tone paint and special bright moldings. Inside, El Camino Classic offers the comfort of a full-width custom seat with a fold-down center armrest. Or if you wish, order available bucket seats. A padded instrument panel, smart-looking door panel trim, deluxe vinyl-coated headliner and a black-finish rearview mirror are all standard.


**Full-depth urethane foam-cushioned seats, four inches thick, are standard in El Camino Classic.**



## El Camino SS.

This sporty package for V8 models includes matching right- and left-hand outside mirrors, black or white body side striping, 15" x 7" Rally wheels, GR70-15 white-lettered steel-belted radial tires and SS identification on grille, fenders and tailgate. The all-vinyl SS interior is shown here with swivel bucket seats you can order. The seats pivot up to 90 degrees and have built-in head restraints. Full-foam cushioned, the seats are contoured for comfort and can be adjusted forward or backward. Standard in SS: door trim panels in a special vinyl-covered pattern.

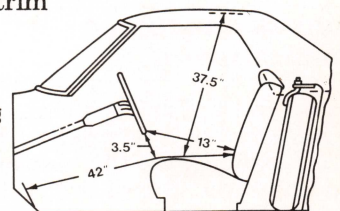
**Available for El Camino SS: a center console with transmission shift lever and storage compartment.**




## El Camino.

A new grille and a bold front bumper design set off the good looks of the standard El Camino. The grille and bumper emphasize El Camino's wide stance and complement its long, low profile. Frameless door glass and thin pillars add grace to the sleek roof line. Full-width foam-cushioned seats are upholstered in textured all-vinyl. The door panels, side panels and headliner are done in matching vinyl. Both doors have full-depth armrests. Cut-pile carpeting is color keyed to trim selection.

**With generous head, hip, shoulder and leg room, there's space to stretch out in an El Camino.**



# WHAT YOU EXPECT OF A TRUCK.




## Up to 800 pounds of cargo.

El Camino's pickup box is *roomy*, too: 38 cubic feet of cargo space. For strength and durability, the floor and tailgate inner wall are ribbed steel. Bright metal moldings at the top of the box and tailgate help prevent paint chipping during loading and unloading.

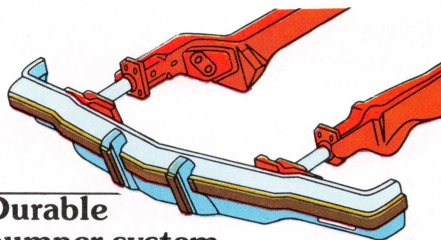
## Air-adjustable shock absorbers.

Standard on El Camino, air-adjustable rear shock absorbers trim the vehicle at any rated load up to maximum and help prevent "bottoming out" with heavy loads. You simply stop at the nearest service station and pump air into the rear shocks through a special valve at the rear license plate.



## Tough, double-wall construction.

El Camino's cargo box walls are constructed with two steel panels. That way, the inside can take the dents and nicks without the outside showing them. Doors and hood also have double-wall construction. And every outer fender gets an inner fender to help protect the body against the effects of water and salt.



### Durable bumper system.

El Camino's front bumper system uses reinforced outer bumper bars combined with two hydraulic/pneumatic cylinders to help cushion minor impacts.

### Front suspension ball joint wear indicator.

A visual wear indicator is incorporated in the lower control arm ball joints on all El Caminos.

### Chassis and suspension.

El Camino rides on Full Coil suspension. Front springs have a rating range of 1,157 to 1,475 lbs. each. Rear springs have a rating range of 1,375 to 1,450 lbs. each, depending on equipment ordered.

### Integrated voltage regulator.

Voltage regulator and generator are one unit to simplify wiring. Solid-state design.

### Extended maintenance intervals.

We have made significant progress in recent years in reducing the number of times you need scheduled maintenance. This chart spells out the latest recommended intervals:

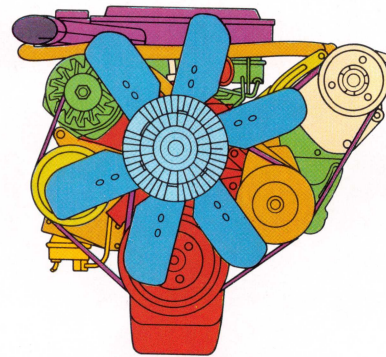
<b>SPARK PLUGS</b>	22,500 miles
<b>ENGINE OIL</b>	6 mo. or 7,500 miles
<b>OIL FILTER</b>	First 7,500 miles Every 15,000 miles thereafter
<b>AIR CLEANER ELEMENT</b>	30,000 miles
<b>CHASSIS LUBRICATION</b>	6 mo. or 7,500 miles
<b>AUTOMATIC TRANS. FLUID AND FILTER</b>	Every 60,000 miles

### Transmissions.

Smooth 3-speed Turbo Hydra-matic transmission is standard with all V8 engines. It's also available with Sixes. Standard transmission with Sixes is a fully synchronized 3-speed.

### Outside air intake.

Carburetor air is ducted from outside the engine compartment. The cooler and denser air charge makes possible a better fuel-air mixture for smooth engine performance.




**305 V8.** Our 305-cubic-inch engine with a 2-barrel carburetor is available on all models, except in California where the 350-4 V8 is required. Features of our 305 V8 that contribute to responsive performance include a short stroke to reduce friction, valve-in-head design for free breathing, precision-balanced crankshaft, full-jacket cylinder cooling.

**350 V8.** Available for a wide range of job applications, El Camino's hard-working 350 V8 comes with a 4-barrel carburetor. It delivers good performance using no-lead fuels. The available 350 is the required V8 in California.

**250 Six.** Our standard Six. It distributes fuel evenly through an intake manifold that's integral with the cylinder head, and then burns it in combustion chambers that concentrate the charge near the spark plug. This engine even uses its own exhaust gases for quick warm-ups.

### High Energy Ignition system.

Standard with both Six and V8 engines, our High Energy Ignition delivers up to an 85% hotter spark than conventional systems. It helps provide quick starts and all-weather protection from moisture, dirt and road splash. Solid-state design eliminates points and ignition condenser, and extends the time between recommended tune-ups.



	3-SPEED	TURBO HYDRA-MATIC
Standard Engine 250 L6	•	•
Standard Engine 305 V8*		•
Available Turbo-Fire 350 V8 (4 bbl.)		•

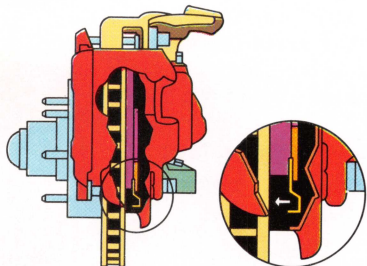
\*Not Available in California.

### Exterior colors.

Black; dark blue (met.); light blue (met.); dark blue-green (met.); brown (met.); light buckskin (met.); buckskin (met.); cream gold; firethorn (met.); medium green (met.); orange (met.); medium red; silver and antique white.

### One-handed tailgate.

It's so well balanced, you need only one free hand to work our tailgate. Latch is conveniently located on the outside. Tailgate opens nearly flat and flush with load bed.



### Front disc brakes: standard.

These brakes are the single-piston floating-caliper type. They resist fade and recover quickly from the effects of water immersion. El Camino's rear drum brakes are finned for efficient cooling. Vacuum power assist is included.

### Disc brake lining wear sensor.

Standard front disc brakes are equipped with a lining wear sensor that makes an audible signal when pads need replacement.

### Concealed storage compartment.

It's behind the driver's seat. Ideal for stowing tools or small articles out of view. Move the seat forward and there it is. Spare tire is stowed upright behind the passenger seat.

# EL CAMINO. WHAT YOU CAN HAVE TO MAKE IT EVEN BETTER.

## OPTIONS AVAILABLE:



### Stereo tape system.

Delco's speaker mounting enhances stereo effect. Radio dial conceals tape slot when not in use. Available when you order an AM or AM/FM stereo radio. With any factory-installed radio, the antenna is mounted in the windshield.

### Cargo tie-downs.

Four rust-resistant tie-downs recessed in the side panels of the load bed help keep your cargo secure.

### Heavy-duty Delco Freedom battery.


Completely sealed, it never needs water. A 61-amp Delcotron generator is available to handle increased electrical demands such as trailer lighting.

### Heavy-duty radiator.

Added cooling capacity for carrying full cargo loads over difficult terrain. Recommended for trailering.


### Trailering hitch.

Light-duty hitch is available for towing trailers up to 2,000-lbs. loaded weight. Most holes are pre-punched in frame for fast dealer installation. Trailer wiring harness also available.



### New sport wheel covers.

Newly styled, in-depth wheel cover has the appearance of a finely spoked wheel.



### Air conditioning.

Four-Season system handles cooling, dehumidifying, heating and defogging to deliver both summer and winter comfort. Available with 6-cylinder and V8 engine models.

### Power steering.

Available with 6-cylinder models. Required with V8 engine.

### Dual sport mirrors.

A touch of dash and practicality.

Both right- and left-hand mirrors match body color. Driver's-side mirror is adjustable by remote control; right-hand mirror is manual.



### Power door locks.


With the touch of a button, you can lock both doors. Individual lock controls at each door.

### Power windows.

You can raise or lower side windows with this power assist. There is a separate control for passenger convenience.

### Comfortilt steering wheel.

For driving comfort, easier getting in and getting out. Wheel adjusts to six positions.



MANY VEHICLES IN THIS CATALOG ARE SHOWN WITH AVAILABLE FACTORY-INSTALLED OPTIONS, DEALER ACCESSORIES AND SPECIAL EQUIPMENT FROM VARIOUS INDEPENDENT SUPPLIERS.

All illustrations and specifications contained in this literature are based on the latest product information available at the time of publication approval. The right is reserved to make changes at any time in prices, colors, materials, equipment, specifications and models, and also to discontinue models. CHEVROLET MOTOR DIVISION OF GENERAL MOTORS CORPORATION, DETROIT, MICHIGAN 48202. LITHO IN U.S.A.

Sept. 1976

3427

